

THE BUZZ...News You Can Use

OCTOBER 2024

Published by your Restoration Hero!



When **WATER** Goes Where It **SHOULDN'T**

Indoor plumbing... It's hard to imagine living without it for very long. Clothes washers, toilets, dishwashers, showers, tubs, sinks, water heaters; all of our modern plumbing systems rely on water to enter the structure through pressurized pipes. And what comes in must go out. So water usually leaves buildings through sewer pipes fed by gravity or sometimes, pumps.

It's a simple system, so we don't give it much thought until something goes wrong. But a failure in either part of the system can cause major problems.

When water goes where it should not, it can cause anything from a slow leak to a flood. No matter. For the sake of simplicity, let's call it a water intrusion.

Categorizing Water Intrusion

All water intrusions fall into one of 3 Categories:

Category 1-Clean water

Category 2-Gray or unsanitary

Category 3-Black or grossly contaminated

See "When WATER Goes..." on next page


Need a HERO?

CALL (855) 88-FIRST (34778)

EMAIL ineedhelp@callservicefirst.com

ONLINE www.callservicefirst.com

We are your Restoration Heros!



Christian Rovsek
CEO & Founder
(949) 610-9251



Garrett Hatfield
Account Manager
(949) 339-0769



Matt Windau
Account Manager
(949) 572-0430

**We are the #1 Restoration HERO
servicing your Industry!**

When WATER Goes... continued from page 1

The category of the water intrusion is based on where the water came from, where it is, how long it has been there, and the amount and type of contamination present. For example, water that comes from a broken water heater is **Category 1** or clean water. However, if that water comes into contact with a significant amount of contamination, such as chemicals, animal waste, or heavily soiled materials, it may quickly degrade to a **Category 2 or 3** unsanitary water intrusion.

Water that comes from a broken washing machine drain line (not supply line) or a broken dishwasher drain line would contain some soils, contaminants and detergents. This makes it a **Category 2** water intrusion. If that water were to remain untreated, over time it would degrade into Category 3 water as bacteria and fungi began to multiply in the contaminated water.

Any water that comes from a sewer pipe is **Category 3**- grossly contaminated. Note that this is true, regardless of the clarity of the water.

Managing Water Intrusion

When you have water intrusion into your home take the following steps to manage it:

The Good Life



Good Clean Funnies

Why can't you give Elsa a balloon?
Because she will let it go!

Why couldn't the pirate learn the alphabet? Because he was always lost at C.

What gets wetter the more it dries?
A towel!

Why was the broom late?
It overswept.

- Eliminate safety hazards. Turn off electricity to the affected area if you can safely do so. Be cautious as you implement the rest of the steps – you don't need to add personal injury to the problem at hand.
- Act quickly to stop the leak. Sometimes this requires turning off the water to the building or sandbagging your front door. However the water is getting in, do your best to stop, or at least slow, the water as quickly as possible.
- Stay out of the area if the ceiling drywall is saturated. Wet drywall ceilings can fall and cause injury. Call a professional immediately.
- Avoid contact with **Category 3** water or items saturated with it. Wear rubber boots and gloves if you must touch the water. Call a clean-up professional for help.
- Move contents and furnishings out of the affected area, if possible.
- Call the professionals. Depending on the amount of damage, you may want to call your in-

urance company to confirm coverage and file a claim. Then, call cleaning and restoration professionals to manage the damage. Drying your home requires training, the right equipment and experience. Don't take a chance on doing it yourself. If proper steps are not taken, additional damage to your home will occur. Call a reputable water damage restoration company who can come out and help restore your home. They will carefully assess the situation, and develop a restoration plan. They will remove the water, dry your structure and contents and return your home back to normal as quickly as possible.

Given the complexity of water damage restoration, it's essential to rely on educated and certified professionals. Whether it's a minor leak or extensive flood damage, you can trust the experts at **ServiceFirst, Your Restoration Hero** to handle the job with precision and care to restore your property to its pre-damage condition. Contact us today at (855) 883-4778 for more information. We are always be happy to help!



These Halloween hot dogs use crescent rolls to make a spooky twist on pigs in a blanket. And, they are an easy snack for a holiday

SPOOKY Spider Halloween Hot Dogs

Directions

Preheat the oven to 375°F.

Unroll crescent dough. Pinch or press the perforation between the triangles to get four rectangular pieces. Cut rectangles in half lengthwise, making eight narrow strips.

Make a 2-inch slice through the center of one end of a hot dog. Cut two more 2-inch slices on either side of that slice, so the "legs" are about the same thickness. Repeat on other end. Cut "legs" into remaining hot dogs.

Roll a crescent strip around center of each dog. Place spider dogs on an ungreased baking sheet.

Bake in the preheated oven until golden brown, about 11 minutes. Dip a chopstick into some ketchup and dot "eyes" onto each spider. Serve with remaining ketchup.

Ingredients

- 1 (8 ounce) can refrigerated crescent rolls
- 8 hot dogs
- 2 tablespoons ketchup, or to taste

Prep Time: 20 mins

Cook Time: 15 mins

Total Time: 35 mins

Servings: 8 spider dogs

Recipe courtesy allrecipes.com

Boost Productivity and Create a Comfortable WORKSPACE



If you're setting up your workday in different spots at home throughout the day, it might be time to revamp your workspace to an ergonomic, organized and functional area. Your overall health, well-being, and productivity will thank you.

Here are a few simple ways to create a comfortable, ergonomic home office.

Desk. Start with the basics, a work surface big enough for your laptop or monitor, or both, where you can comfortably type with your arms at a 90-degree angle. If you prefer a standing desk, you can find models for under \$50 that are adjustable and portable.

Chair. A supportive, ergonomic chair is half the battle, so make it work for you. Remember, you can transform the chair you already have with inexpensive back supports and cushions.

Screens. To avoid eye strain, you should position your monitor or laptop at eye level. You may need a monitor stand. Remember the 20-20-20 rule - every 20 minutes, look at an object 20 feet away for 20 seconds. This gives your eyes a reset from all of that screen time.

Foot rest. An ergonomic foot rest helps you maintain correct posture and reduces the strain on your back and legs, alleviating swelling in your ankles and feet.

Cables Wrangle all of those tangled cords with a cable tray under your desk, a cable management snake, or ties and clips to keep them under control and out of your line of sight.

Storage. A wheeled storage cart with drawers will keep your office supplies available to you. You can pop your office supplies like printer paper, notepads, pens, and whatever else you use into the drawers.

How's your office working for you? According to a recent survey most people think their workspace as impact their happiness - which makes an organized office at home or at work essential to keeping a positive mood.

RENTERS Insurance is ESSENTIAL for College Students



Here are six reasons why renter's insurance is a good idea for college students.

Theft is out there. According to recent reports, an average of 24,000 crime and safety incidents are reported every year on college campuses nationwide. Even if dorms provide a layer of security, there is always the possibility your student will get back to their dorm room after class to find their bike was stolen. Or return to their study table in the library to find their laptop has walked out the door.

College life needs liability insurance ... Imagine life in a typical college dorm room - kids throwing the football around and hitting the sprinkler head causing it to discharge. That water can damage belongings, electronics and even the dorm room itself.... but insurance with liability coverage can also protect students from other events in which they may be found liable

for damage to the property of others.

Renter's insurance is surprisingly affordable.

Some start with an affordable \$100 deductible. **And... do your research.** Some policies are not confined to the dorm room, campus or even the country. Studying abroad? Covered. Home for the weekend? Covered. Traveling for a school project? Covered.

Many parents take out renter's insurance for their kids who are away at college. But the right renter's policy is affordable, the deductibles is low, you can choose monthly or annual plans, and there is no credit score requirement. Sit down and have a conversation about the importance of insurance now, while they're in college, and into the future. Try to let them do it on their own. These good habits will last a lifetime.

With renter's Insurance, college students can focus on what they're in school to do: learn.



When you consider what a college student brings to school - a laptop, backpack, gaming console, bike, mini-fridge, ear buds, smartphone, expensive sneakers, clothes and accessories, even a TV and other technology, it all adds up to a hefty price!



Tips to Make Pet Adoption a PERFECT MATCH



Bringing a pet into your home is one of the best decisions you can make, with three quarters of pet parents reporting mental health improvements from pet ownership.

According to a recent study, 40% of adopted pets are returned to shelters within the first year. Here are five things to consider to help you find a companion that is the perfect match:

1. Compatibility with your Lifestyle: Consider your lifestyle and choose a pet that fits. Are you looking for a couch potato or a running partner? Do you work from home or in the office? Do you have young kids or teenagers? All should be considered when choosing a new pet.

2. Preparing for Expenses: Budgeting for pet care is the best way to make sure you're not surprised by the expenses necessary to keep your new family member healthy and happy. Think about vet visits, yearly vaccinations, food, day care, dental cleanings, grooming and more.

3. Puppy or Kitten vs. Adult Pet: If you work outside of the home, a puppy or kitten can

be challenging. Young animals need a lot of supervision, training and attention to help them grow into well-mannered adults. If you don't have that time, consider adopting an adult pet that's already house trained, crate trained, leash ready or can manage being alone. Be sure to ask these questions when you are looking for your new pet.

4. Allergies in Your Household: If someone in your home is allergic to dogs or cats, careful consideration should be made. However, there are certain breeds that are hypoallergenic that might be the ideal fit.

5. Living Situation: Do you live in an apartment? What floor is it on? Is there access to outdoor spaces or a dog park? Does your yard have a fence? What are the rules for pets if you rent? Consider all of these things when adding a pet to your life and living space.

WIN \$250 and \$100 Donation
to your favorite charity...

Every job you refer enters
your name into our monthly
raffle... See this months winner



Need a HERO?

CALL (855) 88-FIRST (34778)

EMAIL inedhelp@callservicefirst.com

ONLINE www.callservicefirst.com

Upcoming Events... *Don't miss out!*
Register at callservicefirst.com/events

NFL Pick'em POOL Jump in *any time* during
the **season** at www.callservicefirst.com/NFL

Oct. 23, 12-1pm -
BEHIND THE SCENES WEBINAR –
What happens after you send us a job/client?

Nov. 16, 5-9pm -
4th ANNUAL TURKEY BOWL

Dec. 2-13, 5-9pm -
13th ANNUAL TOY DRIVE PICK UP!

Dec. 11, 12-1pm -
XMAS VIRTUAL BINGO

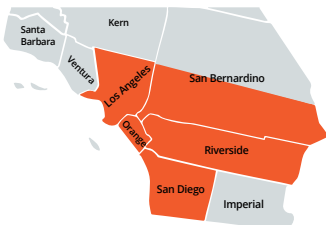
ServiceFirst Restoration, Inc.
23192 Verdugo Dr., Suite D
Laguna Hills, CA 92653

Request info @ events@callservicefirst.com

SERVICE

Save Time – Save Money
Make your life easier!

- 5-Star communication through frequent job status emails
- Tailored service for each client through personalized vendor profiles
- Mitigation focused w/ fair and ethical billing practices
- One-Stop-Shop w/ free evaluations
- Servicing OC, LA, SD and IE



TRANSPARENCY

Our **Transparency Promise** is one of our most unique and powerful benefits.

Our password protected job portals allow you instant access to job status, notes, photos and more.




- 24/7 Instant access
- Transparency & certainty
- Increased workflow & efficiency
- Fewer phone calls & emails

SAFETY

YOUR SAFETY IS OUR PRIORITY

We **Crimshield** background check every employee, just ask to scan their badge!



We are the #1 Restoration HERO
Servicing Your Industry!

SCAN →
to find out more!

